

**Complete Package For Ease Of Specification and Installation.
The Perfect Solution For Safety Critical Environments**

**EXCEPTIONAL DESIGN CREATES
COMPLETE PACKAGE**

The UK's leading radiator manufacturer has created a low surface temperature radiator that comes in a complete, pre-assembled package, resulting in simple product selection and installation, significantly reducing cost.

All Stelrad LST2 radiators have an integral remote sensing thermostatic valve, the highly specified Danfoss RA 2000, which can be pre-set to allow adjustment of room air temperature. An arthritic adaptor is supplied as standard for special need environments.

A lockshield valve is also supplied as standard and can only be adjusted with a 6mm Allen key, hidden with a neat metal dust cover to discourage unauthorised tampering. Safety grilles are supplied as standard and can be assembled to run full width, or simply to cover pipes on one side only.

**OUTSTANDING PERFORMANCE
WITHOUT COMPROMISE**

Each Stelrad LST2 has an attractive, flat panel outer casing which is totally reversible to allow piping flexibility. Simple and quick to install, the casing is held by security fittings to prevent unauthorised access to the emitter accommodated inside with a unique seam fixing bracket system.

The emitter itself provides high outputs through convection, for outstanding heating performance. Strictly controlled independent laboratory testing ensures that each emitter is guaranteed to perform to a maximum working pressure of 116 psi (8 bar) and conform to BS EN 442 - the European Standard for radiators.

The creation of an elegant design with ease of installation has not meant compromise in regard to safety. Fully compliant with all safety standards, the Stelrad low surface temperature units meet the strict requirements of the NHS Guidance Note for "Safe Hot Water and Surface Temperature". The LST2 can be installed in commercial and public buildings running heating systems in excess of

90°C with total public safety assured, as the maximum casing temperature will not exceed 43°C.

**A COMPLETE PACKAGE WITH
TOTAL QUALITY**

The Stelrad LST2 is manufactured from the most sophisticated production resources in Europe, under ISO 9000 in the UK.

As a measure of the all round dependable quality and performance, the Stelrad LST2 comes complete with a 5-year Manufacturer's Warranty.

THE
STELRAD
LST 2

C/S/b					
		56			



LST/20K/03/02/C

Caradon Stelrad Ltd., Marriott Road, Swinton, Mexborough, South Yorkshire S64 8BN.
Tel: 0870 849 8056 Fax: 0870 849 8058.
www.stelrad.com



ACCOMMODATED WITHIN THE CASING THE STELRAD LST 2 EMITTER, WITH TBSE VALVE ARRANGEMENT AND 2 X 1/2 BSP CONNECTIONS AS STANDARD.



THE REMOTE SENSING THERMOSTATIC VALVE GIVES ACCURACY OF OPERATION AND THE LIMITING DEVICE IS COMPLETELY HIDDEN TO STOP THE MAXIMUM TEMPERATURE BEING EXCEEDED.



ROBUST PACKAGING PROTECTS THE EMITTER AND CASING DURING STORAGE AND TRANSIT TO ENSURE PRODUCT ARRIVES IN PRISTINE CONDITION.



FOR EASY CALCULATIONS AND GREATER ACCURACY OF SIZING THE STELRAD STARS HEAT LOSS AND DESIGN PROGRAMS ARE AVAILABLE. CALL 0800 318 680 FOR FURTHER INFORMATION.



Stelrad LST 2 Technical Data & Dimensions

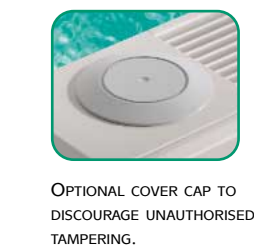
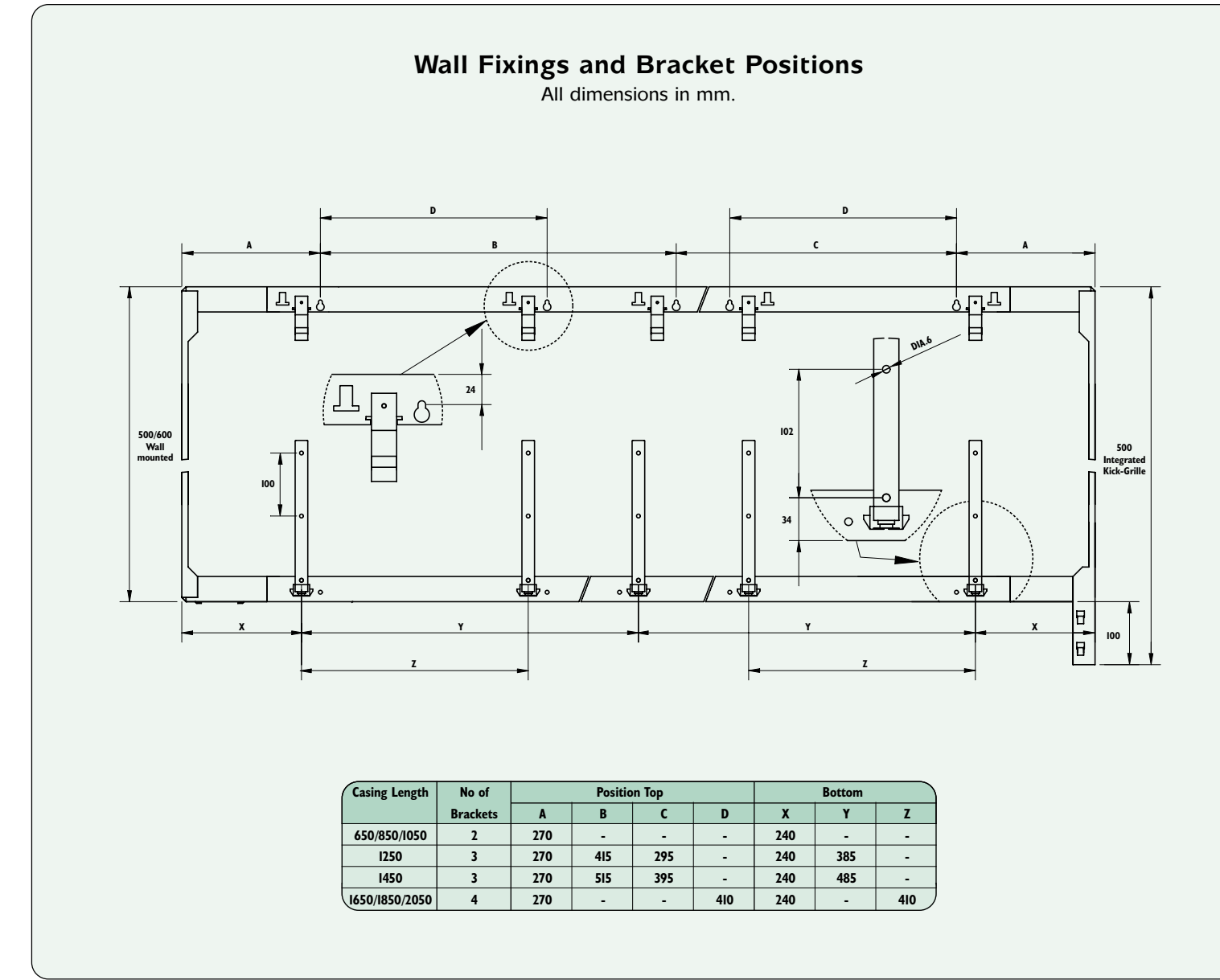
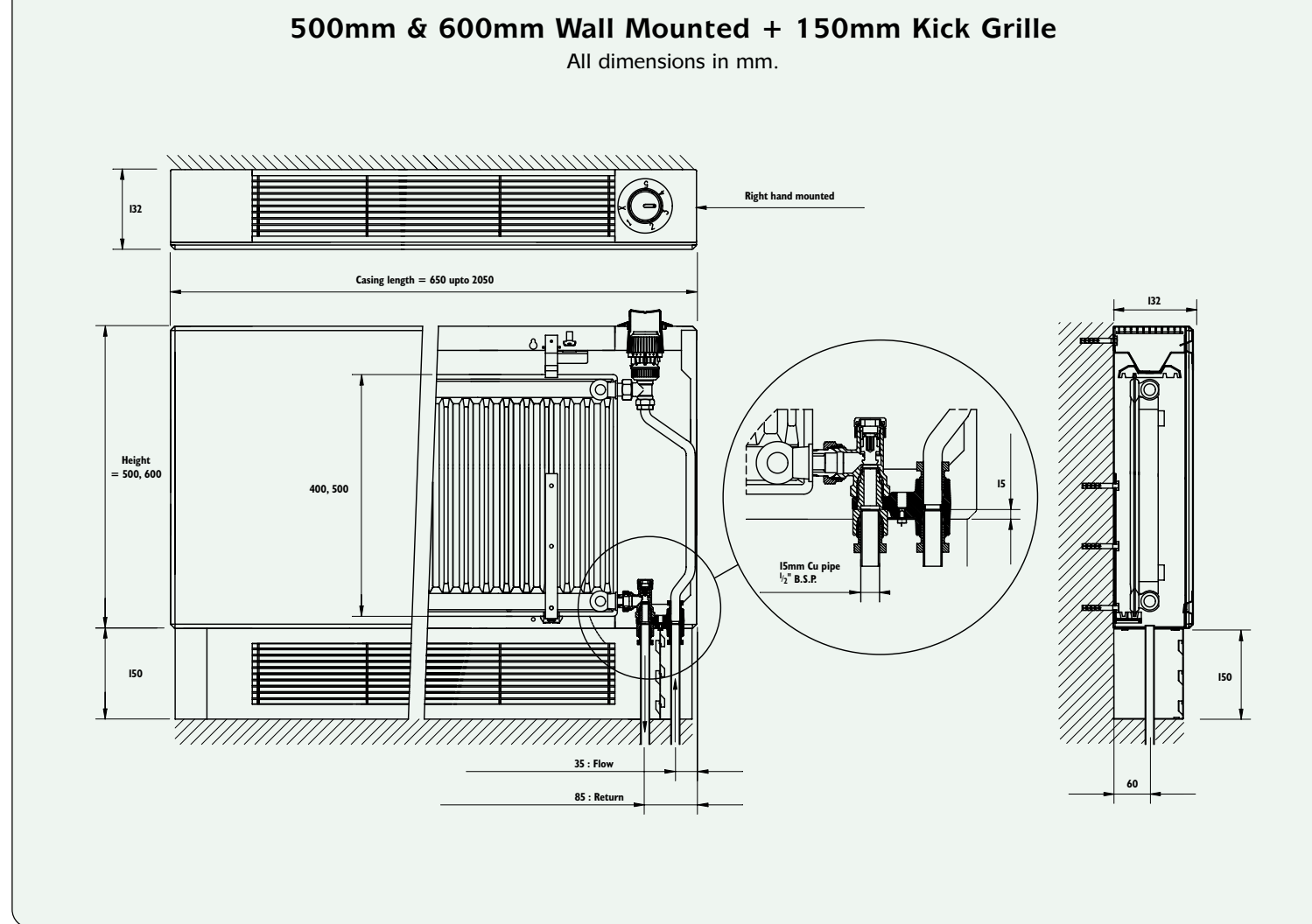
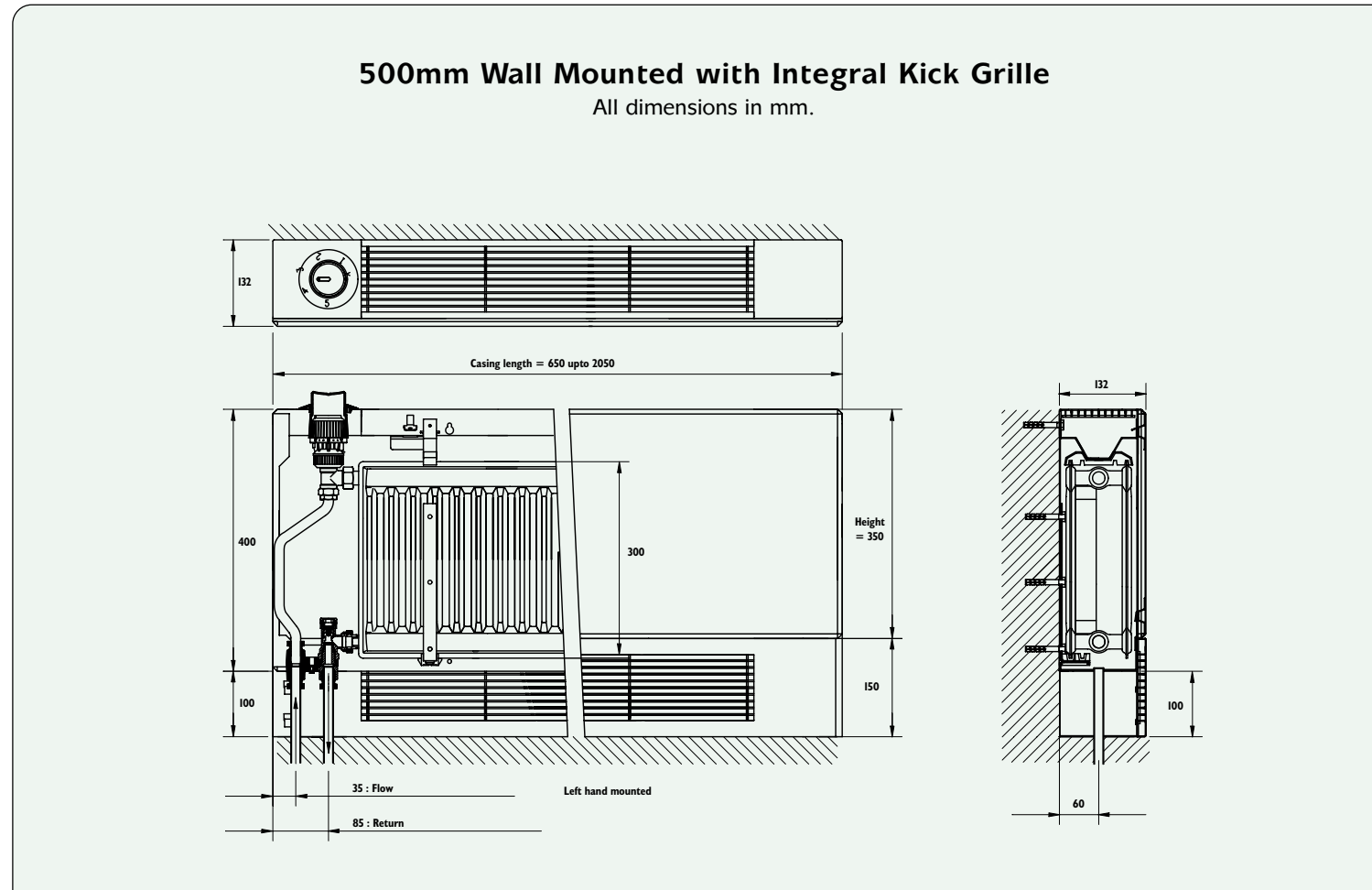
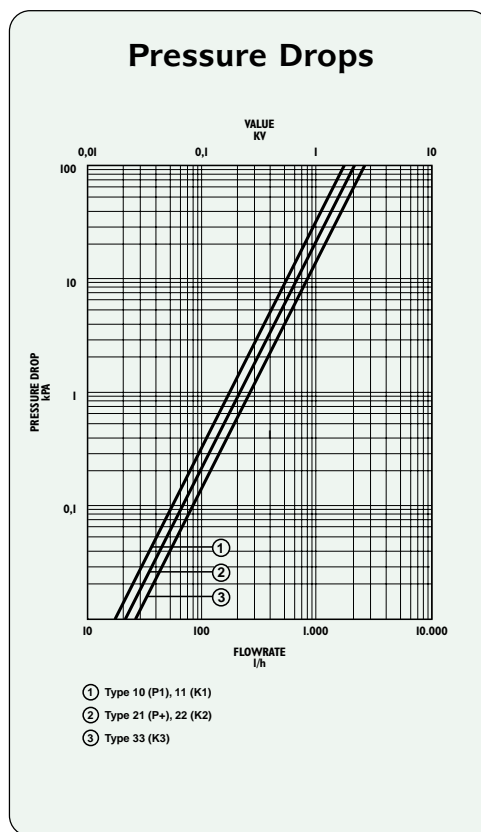
HEIGHT	LENGTH (Approx)	Outputs at Operating Temperature 90/70/20°C									
		KI			P+			K2			
mm	in	Watts	Btu/hr	PRICE	Watts	Btu/hr	PRICE	Watts	Btu/hr	PRICE	
500 Wall Mounted with Integral Kick Grille - Overall Height 500mm	650	26	255	870	£128.92	369	1259	£142.05	460	1569	£149.75
	850	33	383	1307	£151.29	554	1890	£165.28	689	2351	£176.69
	1050	41	510	1740	£152.48	738	2518	£194.08	919	3136	£204.26
	1250	49	638	2177	£176.83	923	3149	£218.10	1149	3920	£238.74
	1450	57	765	2610	£194.08	1107	3777	£244.51	1379	4707	£272.51
500 Wall Mounted with 500mm Casing and Kick Grille - Overall Height 650mm	1650	65	893	3047	£203.96	1292	4408	£272.69	1608	5486	£312.75
	1850	73	1021	3484	£224.69	1477	5039	£299.38	1838	6271	£340.17
	2050	81	1148	3917	£245.70	1661	5667	£334.99	2068	7056	£383.52
	650	26	338	1153	£130.22	493	1682	£154.43	582	1988	£165.28
	850	33	507	1730	£165.28	739	2521	£176.69	874	2981	£186.29
600 Wall Mounted with 600mm Casing and 150mm Kick Grille - Overall Height 750mm	1050	41	676	2306	£178.23	985	3361	£205.35	1165	3975	£239.16
	1250	49	845	2883	£194.08	1232	4204	£239.16	1456	4969	£277.42
	1450	57	1014	3460	£205.35	1478	5043	£277.42	1747	5963	£317.63
	1650	65	1183	4036	£245.70	1725	5886	£330.42	2039	6956	£378.81
	1850	73	1352	4613	£272.44	1971	6725	£354.77	2330	7950	£418.34
2050	81	1521	5190	£296.76	2217	7564	£396.89	2621	8944	£459.95	
650	26	427	1457	£151.29	589	2010	£165.28	715	2440	£176.69	
850	33	641	2187	£163.89	884	3016	£186.29	1073	3661	£208.69	
1050	41	855	2917	£194.08	1178	4019	£239.16	1430	4881	£277.42	
1250	49	1068	3644	£214.96	1473	5026	£277.42	1788	6101	£337.04	
1450	57	1282	4374	£239.16	1767	6029	£317.63	2146	7321	£379.86	
1650	65	1495	5101	£269.63	2062	7035	£354.72	2503	8541	£433.14	
1850	73	1709	5831	£300.42	2356	8039	£417.28	2861	9762	£481.10	
2050	81	1923	6561	£340.17	2651	9045	£433.24	3218	10982	£543.06	

EN 442 Certification Data – BSI tested in accordance with BS EN 442

Type	Integral Grille			Optional Grille					
	KI	P+	K2	KI		P+		K2	
Casing Height	500	500	500	500	600	500	600	500	600
Emitter Height	300	300	300	400	500	400	500	400	500
W/m at 75/65/20	507	725	904	661	839	969	1153	1141	1395
n-coefficients	1.26	1.32	1.31	1.35	1.32	1.32	1.34	1.34	1.36
Heated Surface Area (m ²)	2.09	2.44	3.51	2.95	3.80	3.37	4.31	4.92	6.33
Weight (kg/m)	9.31	14.29	16.80	12.78	16.24	19.46	24.63	22.87	28.93
Water Contents (l/m)	1.89	3.70	3.70	2.34	2.80	4.67	5.63	4.67	5.63

Technical Product Detail

Casing Height	Emitter Height	Surface (m ²) (average per section)			Volume (Litres) (average per section)			Dry Weight (kg) (average per section)		
		KI	P+	K2	KI	P+	K2	KI	P+	K2
500	300	0.06967	0.08133	0.117	0.063	0.123	0.123	0.310	0.476	0.56
500	400	0.09833	0.11233	0.164	0.078	0.156	0.156	0.426	0.649	0.762
600	500	0.12667	0.14367	0.211	0.093	0.188	0.188	0.541	0.821	0.964



TEMPERATURE TABLE

To apply the factors shown in the table below to our quoted outputs, multiply the quoted output by the chosen operating factor to give new output.

TEMPERATURES	
Factors for differences between mean water temperature and room temperature in °C and °F other than 60°C (120°F)	
°C	°F
5°C	0.046
10°C	0.108
15°C	0.179
20°C	0.256
25°C	0.338
30°C	0.423
35°C	0.512
40°C	0.605
45°C	0.700
50°C	0.798
55°C	0.898
60°C	1.000
65°C	1.104
70°C	1.211
75°C	1.319

TESTING AND OPERATING PRESSURES

All models are high pressure tested to withstand 152.3 psi (10.5 bar), to perform at a maximum working pressure of 116 psi (8 bar) at a maximum temperature of 95°C.

CONNECTIONS

Each Stelrad LST 2 radiator has 2 x 1/2 inch connections as standard, complete with Danfoss remote sensing thermostatic radiator valve, pre-piped with 2 x 1/2 inch BSP connections at 50mm centres positioned at either left or right of the casing.

INSTALLATION

Everything required for installation of the Stelrad LST2 can be found within the two robust packs. The heat emitter pack includes emitter and radiator panel itself, together with the required brackets. These are of a strong design, with open top and deep slots, which facilitate easy and secure installation. Plastic inserts seat the radiator precisely on the bracket minimising expansion and contraction noise. The neat nickel-plated plug and vent provide a watertight joint.

Within the casing pack can be found the actual casing panels, valve and pipework, kick grille / pipe cover grille and all required hardware fixings.

REMOTE SENSING THERMOSTATIC VALVE

The Danfoss RA2000 is designed specifically for commercial heating systems and can be pre-set to allow adjustment of room temperature between

5°C and 26°C. Special tools are not required, as the valve is gland seal removable.

Suitable for both 1/2 inch steel and 15mm copper piping, with left or right hand, same end connections for flow and return, giving flexibility of installation.

LOCKSHIELD VALVE

Able to withstand 10 bar static pressure, the valve has a drain tap adaptor, which can also be used as a filling point. Mandatory fittings should be used in order to comply with current water regulations.

CAUTION

When designing for domestic systems we recommend that the Stelrad LST2 be used only in heating systems complying with British Standard Code of Practice for Central Heating for Domestic Premises BS 5449 Part 1.

Single feed, indirect cylinders are not recommended as should interchange of water occur, fresh aerated water would enter the heating system, resulting in corrosion.

WATER TREATMENT

On completion of the installation the system should be properly flushed and filled in accordance with the British Standard Code of Practice for the Treatment of Water in Domestic Hot Water Central Heating Systems BS 7593.

This will remove flux residues and installation debris, which might promote corrosion and damage within the system.

If it is decided to apply a corrosion inhibitor to maximize the working life of the system, it should be applied in accordance with the manufacturers instructions and should be suitable for the particular metals within the system.

Further details of readily available cleansers and inhibitors can be obtained from:

Sentinel Division, BetzDearborn Limited, Foundry Lane, Widnes, WA8 8UD. Telephone: 0151 420 9595, and Alpha Fry Technologies, Tandem House, Marlowe Way, Beddington Farm Road, Croydon, CR0 4XS. Telephone: 01799 550811.

TWO COAT PAINT PROCESS

Each Stelrad LST2 radiator is subjected to a multi stage cleaning process before the paint is applied. This involves several rinsing stages, including an iron phosphate and demineralization rinse.

The first coat of paint is applied by electrophoresis and the radiator is then stoved and cooled. The second powder coat, in warm white (RAL 9010) is applied and the radiator goes through a final curing stage. It is then allowed to cool prior to packaging.